



Captain Richard Hetherington
Deputy Chief of Police

Captain Patrick Grossman
Acting Chief of Police

Acting Captain Jason Keckler
Deputy Chief of Police

The Frederick Police Department (FPD) is releasing statistics from its Uniform Crime Report (UCR) for reported Part I offenses during 2014. Part I crimes are those reported to the Federal Bureau of Investigation (FBI) as part of the Uniform Crime Reporting System.

There was an overall 13.2% decrease in reported Part 1 offenses within the City of Frederick for 2014 as compared to 2013. Overall, there was a 13.9% decrease in crimes against person and a 5.6% decrease in crimes against property. The City of Frederick has enjoyed an over 20% reduction in crime in the last two (2) years.

Every category of Part 1 offenses decreased, except for Rape which increased by eleven (11). The number of Part 1 offenses reported in the city of Frederick is at an all time low. 2014 experienced record low 1841 part 1 offenses reported. This is the lowest number of crimes for the past 24 years.

Part I Crime Comparison 2013 vs. 2014

Part I Crime	2013	2014	% Change
Homicide	1	1	0.0%
Rape	7	18	157.1%
Robbery	98	82	-16.3%
Aggravated Assault	222	187	-15.8%
Burglary	227	203	-10.6%
Theft	1504	1312	-12.8%
Stolen Auto	61	38	-37.7%
Total	2120	1841	-13.2

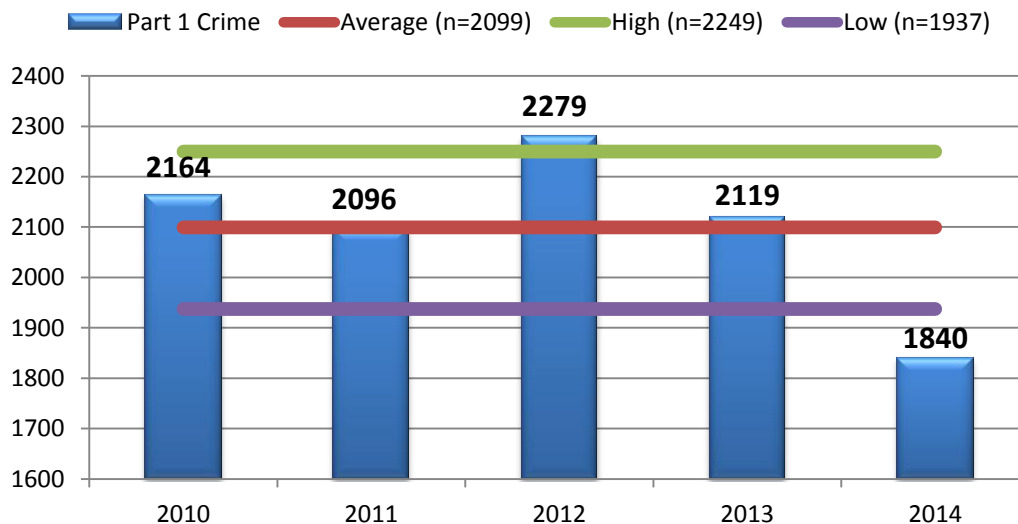
*Totals are based on the 2013 and 2014 UCR Reports

Part I Crime Comparison 2010—2014

Part I Crime	2010	2011	2012	2013	2014
Homicide	2	2	1	1	1
Rape	16	19	26	7	18
Robbery	162	96	105	98	82
Aggravated Assault	274	194	249	222	187
Burglary	262	235	245	227	203
Theft	1363	1474	1527	1504	1312
Stolen Auto	87	78	127	61	38
Total	2166	2098	2280	2120	1841

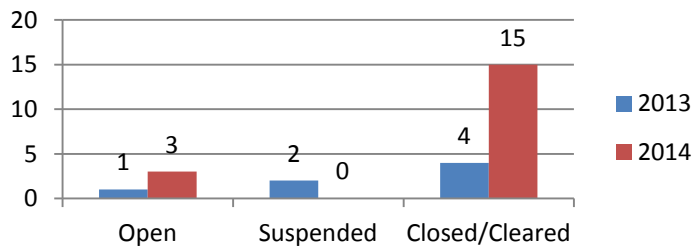
*Totals are based on the 2010—2014 UCR Reports

Part 1 Crime



The Part 1 offense category of Rape, (18 reported versus 7 in 2013), represents the only category showing an increase this year. Although this category shows an increase over 2013, it is within the average for the past 5 years. The significantly low number of reported rapes in 2013 makes 2014's number look significantly higher. However, of the 18 reported Rapes, 15 of those were closed or cleared by arrest in 2014, and the remaining 3 are still under investigation.

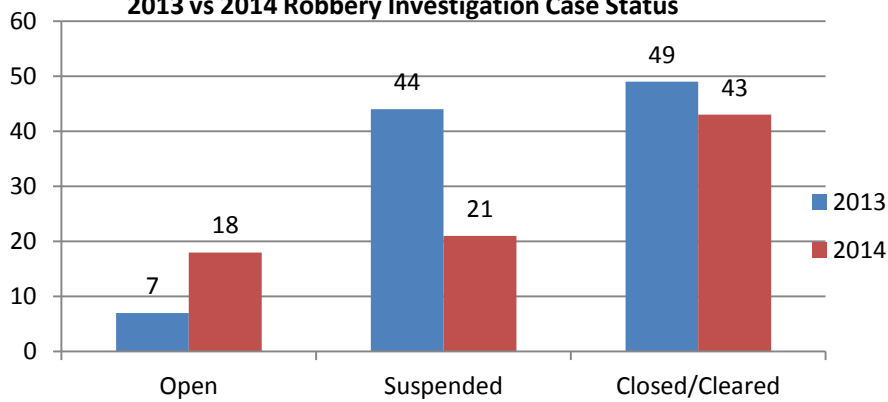
2013 vs 2014 Rape Investigation Case Status



Closed/Cleared	4	15
Total	7	18
% Change	57.10%	83.30%

Robberies contained the most significant number of decrease in violent crime from last year (-16.3%), followed by Aggravated Assault, which decreased to 187 reported versus 222 in 2013 (-15.8%). It was through the commitment and hard work of both sworn and civilian members of the department that the department was able to close and clear by arrest 43 of the 82 robberies committed in 2014.

2013 vs 2014 Robbery Investigation Case Status



The most significant property crime decrease involved theft of motor vehicles. There were 38 reported in 2014 versus 61 in 2013 (-37.7%). Thefts of motor vehicles have seen an overall decrease of 89% over the past 2 years and Burglaries decreased by 10.6%. Through realignment of responsibilities and a continuance in the commitment to an Intelligence Led Policing philosophy, the department has seen an increase in closed and closed by arrest in burglary investigations by 12.7% over 2013.

2013 vs 2014 Burglary Investigation Case Status

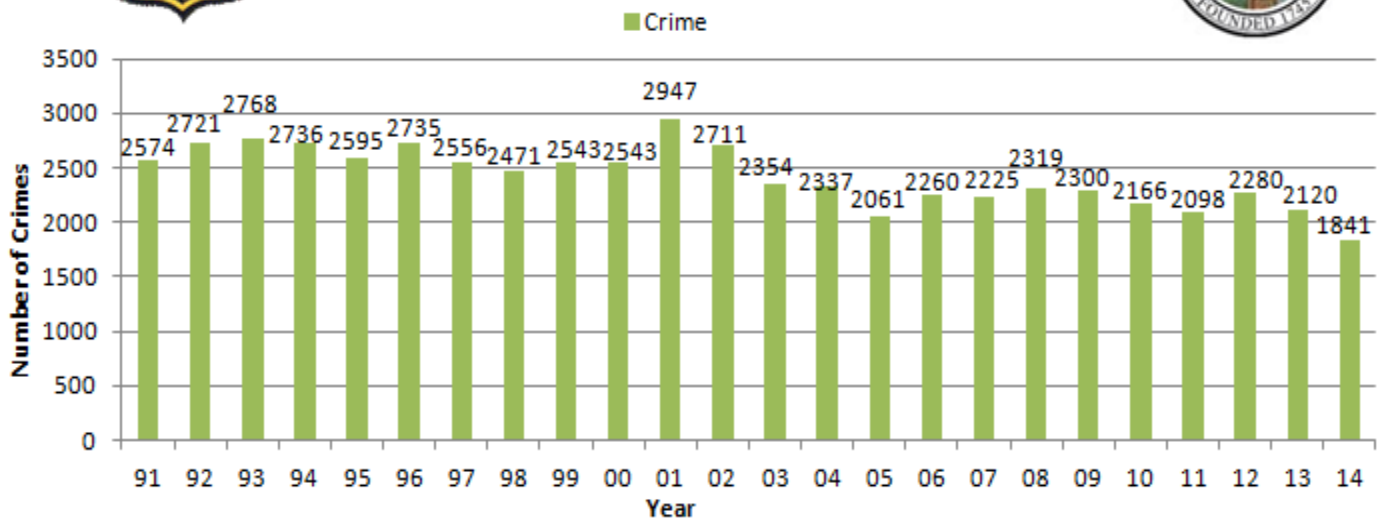


The FPD continues to emphasize through Community Crime Notifications ways for citizens to make themselves less likely to be a victim of crimes of opportunity, such as thefts from motor vehicles and auto thefts. Vehicle owners should make sure that they lock their vehicle doors and that they not leave spare car keys inside of the vehicle or valuable items visible.

In looking at Part I offenses since 1991, the crime rate continues to drop. The below chart shows actual Part I crime numbers since 1991. The 2014 total reported Part I offenses (1841) remained well below the average number of Part I crimes (2453) captured since 1991. 2014 experienced the lowest crime rate since 1991.



UCR Part I Crime for The City of Frederick, MD ('91-'14)

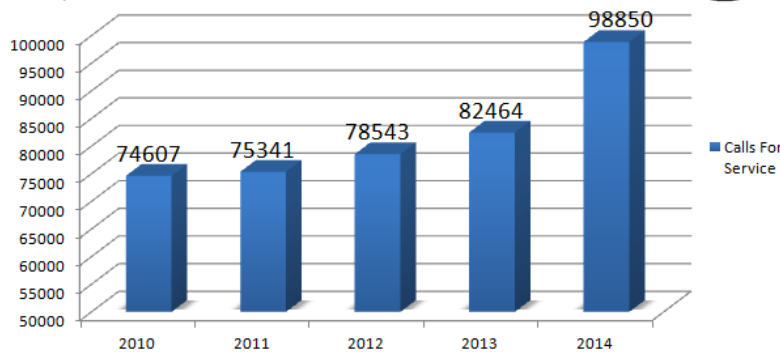


Data Source: FPD Uniformed Crime Reports (1991-2014).
Part I Crime: Homicide, Rape, Robbery, Aggravated Assault, Burglary, Larceny-Theft, & Stolen Auto.

The Frederick Police Department initiated or responded to 98,850 calls for service during 2014. This is an increase of 16,386 calls over 2013. This total number is inclusive of proactive activity carried out by the officers. During 2014, Frederick Police Officers initiated selective traffic enforcement in areas noted for the high incidents of traffic accidents and other high traffic areas as requested by citizens. During 2014, the FPD arrested and processed 1,598 offenders through the Frederick County Sheriff’s Office Central Booking.



Calls For Service The City of Frederick, MD (2010-2014)



A/Chief Patrick Grossman commends the outstanding men and women of the Frederick Police Department, both civilian and sworn, for their continued hard work. He would also like to recognize the continuous support from our residents, which helps the FPD effectively combat crime. A/Chief Grossman stated, "The reduction of Part I offenses over the course of the preceding year is a tremendous accomplishment for not only the Department but all citizens of Frederick. Through relentless preliminary and follow up investigations, the Department was able to successfully close numerous cases and hold those responsible accountable. The real time analysis of data and intelligent proactive deployment strategies assisted with reducing the opportunity for crime to occur. True intelligence is only gained through citizen engagement and participation in crime fighting efforts. We encourage all citizens to be involved in the NAC process and participate in other community events such as "Coffee with Cop". We will continue to aggressively pursue deployment and problem solving strategies to not only combat crime but the fear of crime, while striving to continually improve the quality of life for the citizens of Frederick."