



Captain Patrick Grossman
Deputy Chief of Police

Colonel Ed Hargis
Chief of Police

Captain Dwight Sommers
Deputy Chief of Police

The Frederick Police Department (FPD) is releasing statistics from its Uniform Crime Report (UCR) for reported part I offenses during 2015. Part I crimes are those reported to the Federal Bureau of Investigation (FBI) as part of the Uniform Crime Reporting System.

There was an overall 5% decrease in reported part 1 offenses within the City of Frederick for 2015 as compared to 2014. The 5% reduction accounted for a total of almost 100 less crimes this year than last year. The number of Part 1 offenses reported in the City of Frederick is at an all time low. 2015 experienced record low 1749 part 1 offenses reported. This is the lowest number of crimes for the past 25 years.

Part I Crime Comparison
2014 vs. 2015

Part I Crime	2014	2015	% Change
Homicide	1	5	400%
Rape	18	22	22.20%
Robbery	82	66	-19.50%
Aggravated Assault	187	250	33.70%
Burglary	203	143	-29.60%
Theft	1312	1211	-7.70%
Stolen Auto	38	52	36.80%
Total	1841	1749	-5%

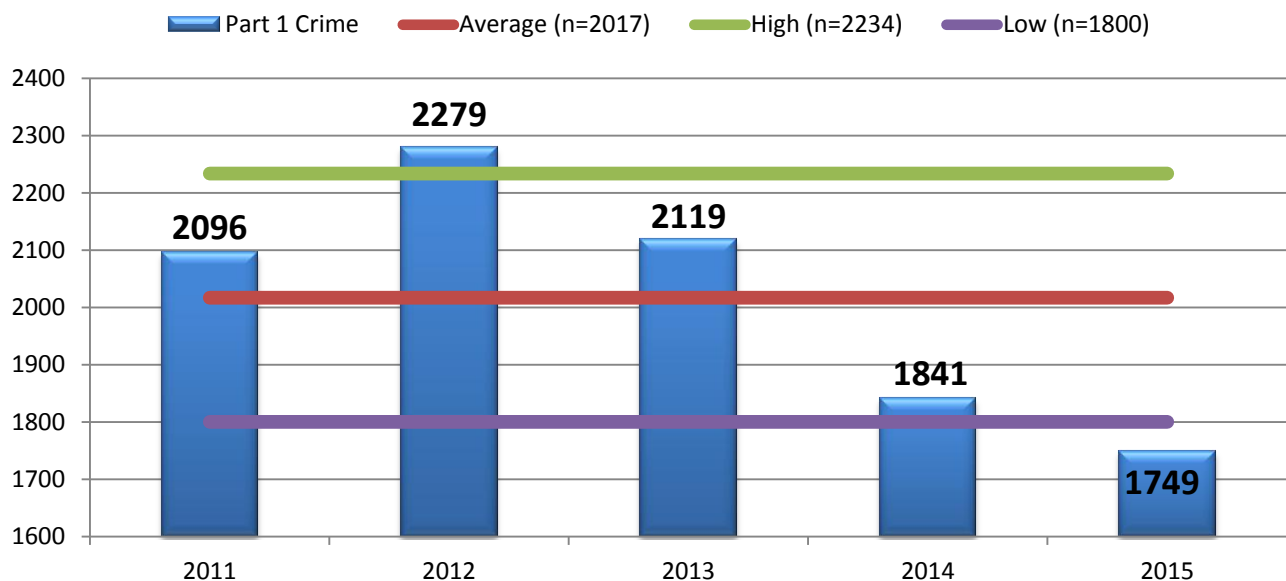
*Totals are based on the 2014 and 2015 UCR Reports

Part I Crime Comparison
2011-2015

Part I Crime	2011	2012	2013	2014	2015
Homicide	2	1	1	1	5
Rape	19	26	7	18	22
Robbery	96	105	98	82	66
Aggravated Assault	194	249	222	187	250
Burglary	235	245	227	203	143
Theft	1474	1527	1504	1312	1211
Stolen Auto	78	127	61	38	52
Total	2098	2280	2120	1841	1749

*Totals are based on the 2011-2015 UCR Reports

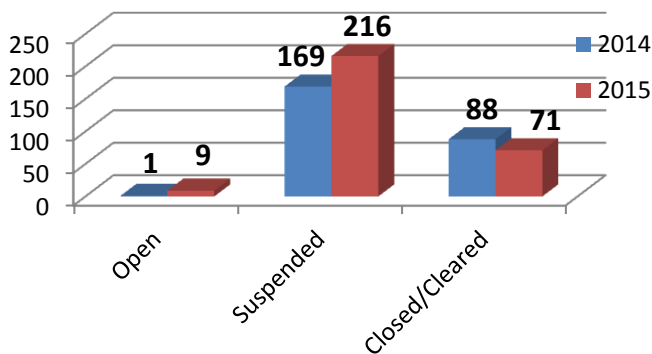
Part 1 Crime



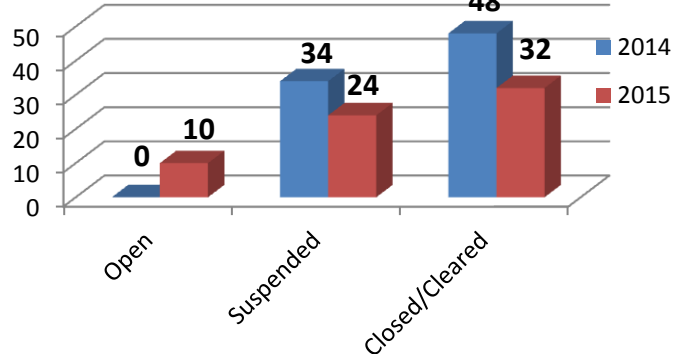
Using our Intelligence Led Policing Strategy, the Frederick Police Department evaluates and analyses each category of crime to better understand the impact of the crime rate on the residents of Frederick and adjust our deployment strategies accordingly. In 2015 there was a 19.1% increase in crimes against person and a 10.46% decrease in crimes against property. Specifically, in 2015, the City of Frederick saw a decrease of Robberies (-19.5%), a reduction in Burglaries (-29.6%) and a decrease in Thefts (-7.7%). Areas we saw an increase in the number of crimes was in Homicide (+4), Rape (+11), Aggravated Assault (+63) and Stolen Auto (+14).

Burglaries indicated the most significant decrease in by percentage in a particular crime category crime last year (-29.6%), followed by Robbery, which decreased to 66 reported incidents versus 82 in 2014 (-19.5%). It was through the commitment and hard work of both sworn and civilian members of the department that the department was able to close and clear by arrest 32 of the 66 robberies (48.5%) committed in 2015, and close and clear by arrest 71 of the 143 burglaries (49.7%) committed.

2014 vs 2015 Burglary Investigation Case Status

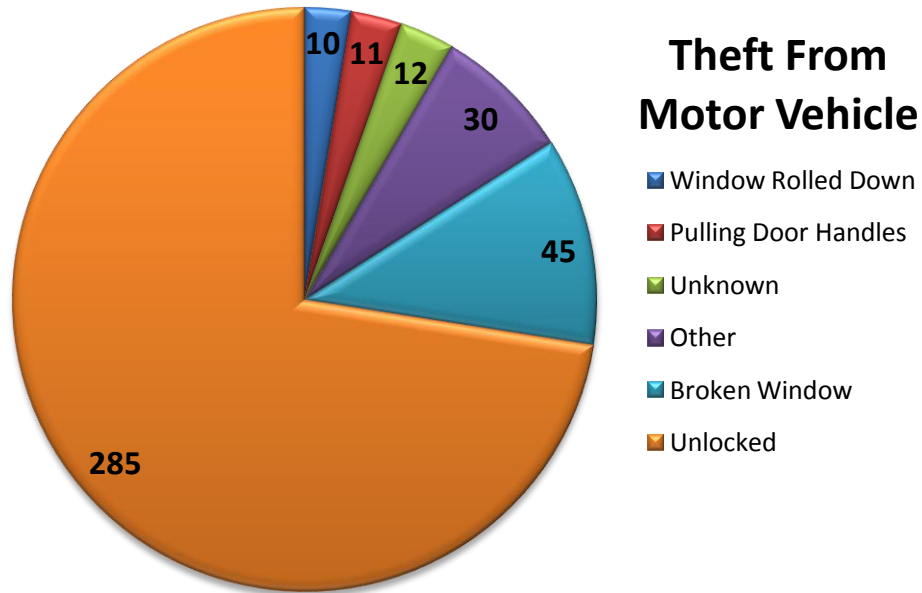


2014 vs 2015 Robbery Investigation: Case Status



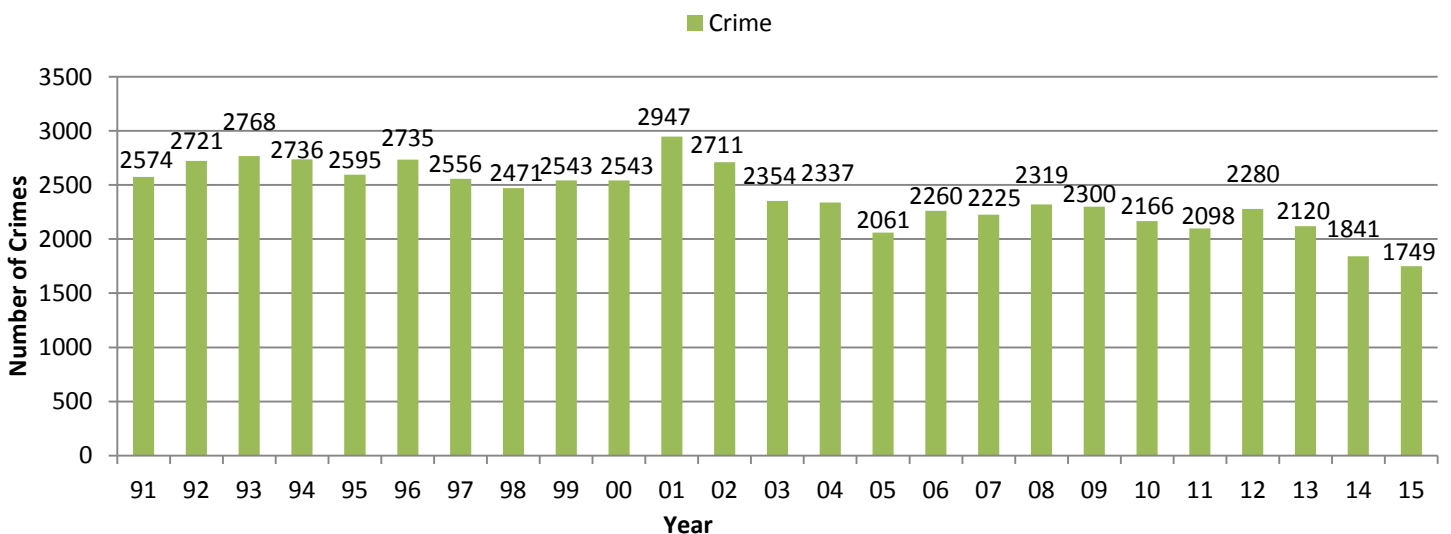
The FPD continues to emphasize through Community Crime Notifications ways for citizens to make themselves less likely to be a victim of crimes of opportunity, such as thefts from motor vehicles and auto thefts. Vehicle owners should make sure that they lock their vehicle doors and that they not leave spare car keys inside of the vehicle or valuable items visible.

There were 310 vehicles reported burglarized in 2015. An additional 83 vehicles were reported to be tampered with. Out of the combined 393 vehicles, the overwhelming majority were left unsecured. Of the theft from motor vehicles and tampering that were reported, 72.5% were unlocked or unsecured.



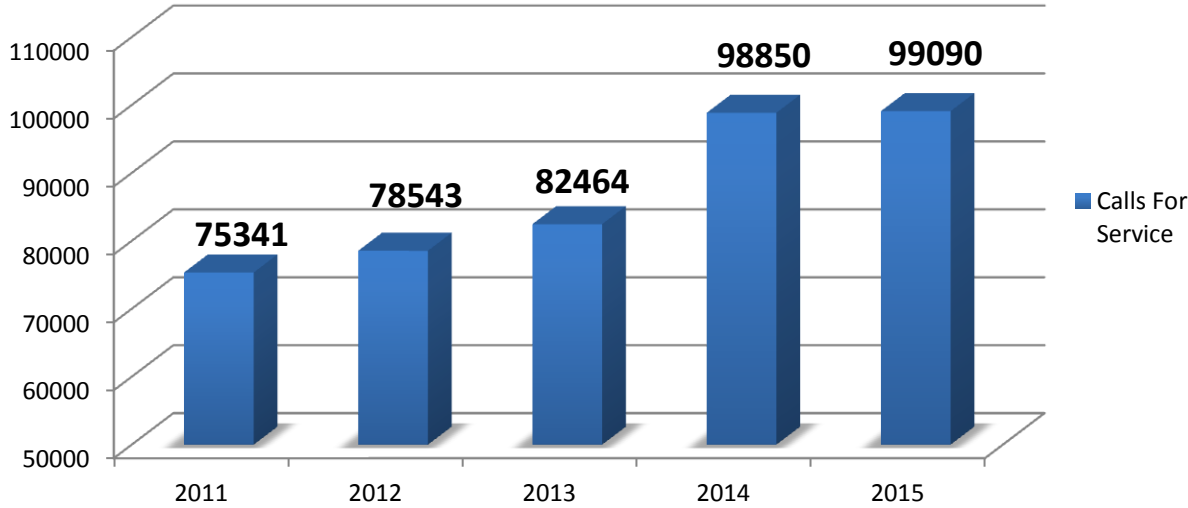
In looking at Part 1 offenses since 1991, the crime rate continues to drop, in context with an increasing population. The below chart shows actual Part I crime numbers since 1991. The 2015 total reported Part I offenses (1749) remained well below the average number of Part 1 crimes (2200) captured since 1991. 2015 experienced the lowest crime rate since 1991.

UCR Part I Crime for The City of Frederick, MD ('91-'15)



The Frederick Police Department initiated or responded to 99,090 calls for service during 2015. This is an increase of 240 calls over 2014. This total number is inclusive of proactive activity carried out by the officers. During 2015, Frederick Police Officers initiated selective traffic enforcement in areas noted for the high incidents of traffic accidents and other high traffic areas as requested by citizens. During 2015, the FPD arrested 4,411 offenders, 1,838 of which were processed through the Frederick County Adult Detention Center.

Calls For Service The City of Frederick, MD (2011-2015)



Chief Ed Hargis commends the outstanding men and women of the Frederick Police Department, both civilian and sworn, for their continued hard work. He would also like to recognize the continuous support from our residents, which helps the FPD effectively combat crime. Chief Hargis stated, **“We as an agency understand that building and maintaining the community’s trust in combination with working together are key components to reducing crime and improving the quality of life in our neighborhoods”**.